


CAMINOS DEL RÍO URUGUAY S.A. DE CONSTRUCCIONES Y CONCESIONES VIALES
Nº DE INSCRIPCIÓN EN LA IGJ 6832
BALANCE GENERAL AL 31/8/96
BIENES DE USO

ANEXO A

| RUBRO | VALOR AL INICIO | AUMENTOS | DISMINUCIONES | VALOR AL CIERRE | AMORTIZACIONES | | | NETO RESULTANTE | |
|-----------------------|-----------------------|---------------------|--------------------|-----------------------|-----------------------|--------------------|---------------------|-----------------------|-----------------------|
| | | | | | ACUMULADAS AL INICIO | BAJAS | DEL EJERCICIO | | |
| Terrenos | \$13,886.94 | \$132,391.00 | | \$146,277.94 | \$0.00 | | \$0.00 | \$146,277.94 | |
| Edificios | \$355,913.12 | \$0.00 | | \$355,913.12 | \$14,236.52 | | \$7,118.26 | \$334,558.34 | |
| Construcc.e Instalac. | \$276,410.25 | \$60,282.40 | | \$336,692.65 | \$90,522.57 | | \$33,669.26 | \$212,500.82 | |
| Máq. y equipos | \$768,605.94 | \$507,510.09 | | \$1,276,116.03 | \$507,722.39 | | \$255,223.21 | \$513,170.43 | |
| Automóviles | \$274,033.92 | \$43,351.99 | \$31,117.65 | \$286,268.26 | \$168,548.92 | \$20,101.49 | \$57,253.65 | \$80,567.18 | |
| Medios de Transp. | \$1,071,816.89 | \$151,599.17 | | \$1,223,416.06 | \$649,932.65 | | \$244,683.21 | \$328,800.20 | |
| Instrumental y herr. | \$277,968.15 | \$28,277.15 | | \$306,245.30 | \$190,789.79 | | \$61,249.06 | \$54,206.45 | |
| Máquinas de oficina | \$65,077.75 | \$14,811.96 | | \$79,889.71 | \$44,168.70 | | \$15,977.94 | \$19,743.07 | |
| Muebles y útiles | \$191,188.93 | \$18,936.97 | | \$210,125.90 | \$145,807.04 | | \$42,025.18 | \$22,293.68 | |
| | \$3,294,901.89 | \$957,160.73 | \$31,117.65 | \$4,220,944.97 | \$1,811,728.58 | \$20,101.49 | \$717,199.77 | \$2,508,826.86 | \$1,712,118.11 |



**CAMINOS DEL RIO URUGUAY SA
DE CONSTRUCCIONES Y CONCESIONES VIALES
COSTO DE TRABAJOS EJECUTADOS
BALANCE GENERAL AL 31 DE AGOSTO DE 1996
ANEXO C**

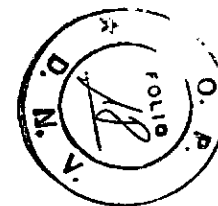
| Sociedad Emisora | Valor Nominal u\$s | Valor de Libros | Valor de Cotización | Actividad | Información ente emisor | | | |
|------------------|-----------------------|-----------------|---------------------|-----------|-------------------------|------|-----|-----|
| | | | | | Ultimo ejercicio | Ppal | Cap | Rdo |


Corrientes

| | | | | | | | | |
|---------------------------|-----------|-----------------------|-----------------------|--|--|--|--|--|
| Bonos del Tesoro Nac. II | 2,780,000 | \$603,260.00 | \$603,260.00 | | | | | |
| Bonos del Tesoro Nac. III | 3,369,689 | \$2,092,576.86 | \$2,092,576.86 | | | | | |
| Bonos de Consolidación I | 316,137 | \$363,399.48 | \$363,399.48 | | | | | |
| Bonos Externos Serie 89 | 3,900,000 | \$1,864,278.94 | \$1,864,278.94 | | | | | |
| | | <u>\$4,923,515.28</u> | <u>\$4,923,515.28</u> | | | | | |

No corrientes

| | | | | |
|--|--|--------------------|--------------------|----------------|
| Coop.Eléct.y otros Serv. de Concordia Ltda..... | | \$3,697.18 | \$3,697.18 | Serv.Electrico |
| Coop.Serv.Pub.Ruta J Ltda | | \$1,887.00 | \$1,887.00 | Serv.Electrico |
| Coop.Eléc.Gualeguaychu | | \$2,189.24 | \$2,189.24 | Serv.Electrico |
| Coop.Eléct.y de Serv. Ltda Zárate | | \$118.66 | \$118.66 | Serv.Electrico |
| Coop.Agr.Eléct.Monte Caseros | | \$4,244.14 | \$4,244.14 | Serv.Electrico |
| | | <u>\$12,136.22</u> | <u>\$12,136.22</u> | |





**CAMINOS DEL RÍO URUGUAY S.A.
DE CONSTRUCCIONES Y CONCESIONES VIALES
COSTO DE TRABAJOS EJECUTADOS
BALANCE GENERAL AL 31 DE AGOSTO DE 1996
ANEXO F**

| | |
|---------------------------|------------------------|
| EXISTENCIA INICIAL..... | \$2,811,850.32 |
| COMPRAS..... | \$0.00 |
| GASTOS (Cuadro I)..... | <u>\$29,877,109.14</u> |
| | \$32,688,959.46 |
| menos: | |
| EXISTENCIA FINAL..... | \$2,560,228.76 |
| COSTO DE EXPLOTACION..... | <u>\$30,128,730.70</u> |

**CAMINOS DEL RIO URUGUAY SA
DE CONSTRUCCIONES Y CONCESIONES VIALES
COSTO DE TRABAJOS EJECUTADOS
BALANCE GENERAL AL 31 DE AGOSTO DE 1996**

**Activos y Pasivos en Moneda Extranjera (En pesos)
Anexo G**

| Rubros | Monto y Clase de Moneda Extranjera | Cambio Vigente | Monto en Moneda Argentina | Importe Contabilizado |
|--------|--|-------------------|---------------------------------|--------------------------|
|--------|--|-------------------|---------------------------------|--------------------------|

ACTIVOS CORRIENTES

| | | | | |
|---------------------------|-------------------|---------|-----------------------|-----------------------|
| Bancos cta.cte..... | u\$s 292,93 | \$1.00 | \$292,93 | \$292,93 |
| Plazo Fijo..... | u\$s 2.606.206,11 | \$1.00 | \$2,606,206.11 | \$2,606,206.11 |
| Bonos del Tesoro Nac. II | u\$s 603.260,00 | \$1.00 | \$603,260.00 | \$603,260.00 |
| Bonos del Tesoro Nac. III | u\$s 2.092.576,86 | \$1.00 | \$2,092,576.86 | \$2,092,576.86 |
| Bonos de Consolidación I | u\$s 363.399,48 | \$1.00 | \$363,399.48 | \$363,399.48 |
| Bonos Externos Serie 89 | u\$s 1.864.278,94 | \$1.00 | \$1,864,278.94 | \$1,864,278.94 |
| Anticipo a proveedores | u\$s 52.700,00 | \$1.00 | \$52,700.00 | \$52,700.00 |
| Anticipo a proveedores | FF 62.000,00 | \$0,197 | \$12,215.05 | \$12,215.05 |
| | | | <u>\$7,594,929.37</u> | <u>\$7,594,929.37</u> |

PASIVOS CORRIENTES

| | | | | |
|------------------|----------------|--------|-------------|-------------|
| Proveedores..... | u\$s 66.771,18 | \$1.00 | \$66,771.18 | \$66,771.18 |
|------------------|----------------|--------|-------------|-------------|





CAMINOS DEL RÍO URUGUAY S.A.
DE CONSTRUCCIONES Y CONCESIONES VIALES
INFORMACIÓN REQUERIDA POR EL ART. 64 INC. B) LEY 19550
BALANCE GENERAL AL 31 DE AGOSTO DE 1996.
CUADRO I

| Concepto | Total | Costo de Explotación | Gastos de |
|-----------------------------------|-----------------|----------------------|----------------|
| | | Concesión | Administración |
| Transporte de caudales | \$22,978.55 | \$22,978.55 | \$0.00 |
| Honorarios asistencia Técnica | \$331,841.69 | \$53,834.45 | \$278,007.24 |
| Publicidad | \$346,530.41 | \$336,932.61 | \$9,597.80 |
| Impuestos, tasas y contribuciones | \$946,905.63 | \$916,837.11 | \$30,068.52 |
| Seguros | \$257,274.68 | \$251,782.91 | \$5,491.77 |
| Alquiler de equipos e inmuebles | \$2,250,527.92 | \$2,237,860.15 | \$12,667.77 |
| Movilidad y viáticos | \$210,120.30 | \$154,538.08 | \$55,582.22 |
| Energía eléctrica | \$272,088.97 | \$271,051.98 | \$1,036.99 |
| Útiles de oficina | \$136,709.45 | \$102,360.29 | \$34,349.16 |
| Combustibles y lubricantes | \$463,616.98 | \$463,205.50 | \$411.48 |
| Comunicaciones y franqueo | \$232,763.14 | \$160,324.22 | \$72,438.92 |
| Suscripciones | \$9,603.13 | \$6,044.63 | \$3,558.50 |
| Gastos de representación | \$283,055.23 | \$122,168.23 | \$160,887.00 |
| Gastos judiciales | \$1,517.80 | \$85.00 | \$1,432.80 |
| Reparación y mant. de equipos | \$781,126.55 | \$779,886.55 | \$1,240.00 |
| Trabajos de terceros | \$4,955,073.94 | \$4,904,125.46 | \$50,948.48 |
| Sueldos y jornales | \$4,656,420.11 | \$4,304,401.24 | \$352,018.87 |
| Contribuciones sociales | \$2,034,908.22 | \$1,809,580.74 | \$225,327.48 |
| Gastos de personal | \$1,203,612.89 | \$1,133,987.82 | \$69,625.07 |
| Transporte de materiales y vs. | \$3,648,374.80 | \$3,648,094.72 | \$280.08 |
| Materiales | \$4,770,313.25 | \$4,770,313.25 | \$0.00 |
| Subcontratos | \$1,582,768.44 | \$1,582,768.44 | \$0.00 |
| Señalización y Serv. Usuarios | \$549,374.34 | \$549,374.34 | \$0.00 |
| Mantenimiento y conserv. edif. | \$126,746.86 | \$63,698.24 | \$63,048.62 |
| Gastos de automóviles | \$242,015.65 | \$137,087.19 | \$104,928.46 |
| Gastos utilitarios | \$519,030.34 | \$492,392.59 | \$26,637.75 |
| Donaciones | \$7,300.00 | \$7,300.00 | \$0.00 |
| Otros | \$638,314.90 | \$594,094.85 | \$44,220.05 |
| Subtotal | \$31,480,914.17 | \$29,877,109.14 | \$1,603,805.03 |
| Absorción Bienes de Cambio | \$251,621.56 | \$251,621.56 | \$0.00 |
| Total | \$31,732,535.73 | \$30,128,730.70 | \$1,603,805.03 |